

powered by
Q.ANTUM

Q.PEAK L-G4.2 365-370

Q.ANTUM SOLAR MODULE

The new solar module **Q.PEAK L-G4.2** with power classes up to 370 Wp is the strongest module of its type on the market globally. Powered by 72 **Q.ANTUM** solar cells **Q.PEAK L-G4.2** was specially designed for large solar power plants to reduce BOS costs. Only **Q CELLS** offers German engineering quality with our unique **Q CELLS** Yield Security.



LOW ELECTRICITY GENERATION COSTS

Higher yield per surface area and lower BOS costs thanks to higher power classes and an efficiency rate of up to 18.8%.



INNOVATIVE ALL-WEATHER TECHNOLOGY

Optimal yields, whatever the weather with excellent low-light and temperature behavior.



ENDURING HIGH PERFORMANCE

Long-term yield security with Anti PID Technology¹, Hot-Spot Protect and Traceable Quality Tra.Q™.




EXTREME WEATHER RATING

High-tech aluminum alloy frame, certified for high snow (5400 Pa) and wind loads (2400 Pa).



A RELIABLE INVESTMENT

Inclusive 12-year product warranty and 25-year linear performance guarantee².



THE IDEAL SOLUTION FOR:



Ground-mounted
solar power plants

Engineered in **Germany**

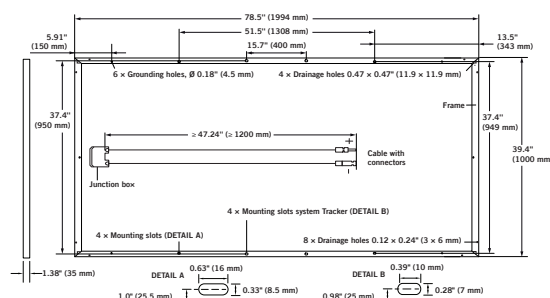
¹ APT test conditions: Cells at -1500V against grounded, with conductive metal foil covered module surface, 25 °C, 168h

² See data sheet on rear for further information.

Q CELLS

MECHANICAL SPECIFICATION

Format	78.5 in × 39.4 in × 1.38 in (including frame) (1994 mm × 1000 mm × 35 mm)
Weight	52.9 lbs (24 kg)
Front Cover	0.13 in (3.2 mm) thermally pre-stressed glass with anti-reflection technology
Back Cover	Composite film
Frame	Anodized aluminum
Cell	6 × 12 monocrystalline Q.ANTUM solar cells
Junction box	3.35-4.37 in × 2.36-3.15 in × 0.59-0.75 in (85-111 × 60-80 × 15-19 mm), Protection class IP67, with bypass diodes
Cable	4 mm ² Solar cable; (+) ≥ 47.24 in (1200 mm), (-) ≥ 47.24 in (1200 mm)
Connector	Amphenol UTX, IP68



ELECTRICAL CHARACTERISTICS

POWER CLASS				365	370
MINIMUM PERFORMANCE AT STANDARD TEST CONDITIONS, STC ¹ (POWER TOLERANCE +5W / -0W)					
Minimum	Power at MPP ²	P _{MPP}	[W]	365	370
	Short Circuit Current*	I _{SC}	[A]	9.83	9.89
	Open Circuit Voltage*	V _{OC}	[V]	48.00	48.28
	Current at MPP*	I _{MPP}	[A]	9.33	9.41
	Voltage at MPP*	V _{MPP}	[V]	39.10	39.32
	Efficiency ²	η	[%]	≥ 18.3	≥ 18.6
MINIMUM PERFORMANCE AT NORMAL OPERATING CONDITIONS, NOC ³					
Minimum	Power at MPP ²	P _{MPP}	[W]	269.8	273.5
	Short Circuit Current*	I _{SC}	[A]	7.93	7.97
	Open Circuit Voltage*	V _{OC}	[V]	44.90	45.17
	Current at MPP*	I _{MPP}	[A]	7.34	7.40
	Voltage at MPP*	V _{MPP}	[V]	36.77	36.94

¹1000 W/m², 25 °C, spectrum AM 1.5G

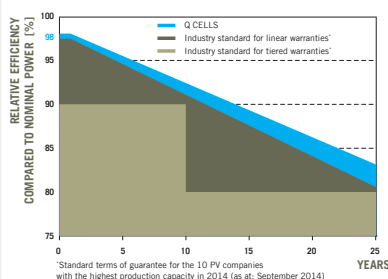
² Measurement tolerances STC ±3%; NOC ±5%

³ 800 W/m², NOCT, spectrum AM 1.5G

* typical values, actual values may differ

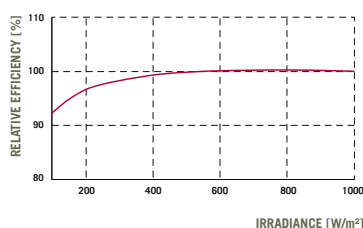
Q CELLS PERFORMANCE WARRANTY

PERFORMANCE AT LOW IRRADIANCE



At least 98% of nominal power during first year. Thereafter max. 0.6% degradation per year.
At least 92.6% of nominal power up to 10 years.
At least 83.6% of nominal power up to 25 years.

All data within measurement tolerances. Full warranties in accordance with the warranty terms of the Q CELLS sales organization of your respective country.



Typical module performance under low irradiance conditions in comparison to STC conditions (25 °C, 1000 W/m²).

TEMPERATURE COEFFICIENTS

Temperature Coefficient of I _{SC}	α	[%/K]	+0.04	Temperature Coefficient of V _{OC}	β	[%/K]	-0.28
Temperature Coefficient of P _{MPP}	γ	[%/K]	-0.39	Normal Operating Cell Temperature	NOCT	[°F]	113 ± 5.4 (45 ± 3 °C)

PROPERTIES FOR SYSTEM DESIGN

Maximum System Voltage V _{SYS}	[V]	1500 (IEC) / 1500 (UL)	Safety Class	II
Maximum Series Fuse Rating	[A DC]	15	Fire Rating	C (IEC) / TYPE 1 (UL)
Design load, push (UL) ²	[lbs/ft²]	75 (3600 Pa)	Permitted module temperature on continuous duty	-40 °F up to +185 °F (-40 °C up to +85 °C)
Design load, pull (UL) ²	[lbs/ft²]	33 (1600 Pa)	² see installation manual	

QUALIFICATIONS AND CERTIFICATES

IEC 61215 (Ed.2); IEC 61730 (Ed.1), Application class A
This data sheet complies with DIN EN 50380.



PACKAGING INFORMATION

Number of Modules per Pallet	29
Number of Pallets per 40' Container	22
Number of Pallets per 53' Container	26
Pallet Dimensions (L × W × H)	81.3 × 45.3 × 46.9 in (2065 × 1150 × 1190 mm)
Pallet Weight	1671 lbs (758 kg)

NOTE: Installation instructions must be followed. See the installation and operating manual or contact our technical service department for further information on approved installation and use of this product.

Hanwha Q CELLS America Inc.

300 Spectrum Center Drive, Suite 1250, Irvine, CA 92618, USA | TEL +1 949 748 59 96 | EMAIL inquiry@us.q-cells.com | WEB www.q-cells.us

Specifications subject to technical changes © Hanwha Q CELLS Q.PEAK L-G4.2_365-370_2016-09_Rev03_NA

Engineered in Germany

